



Heritage is a traditional collection with Victorian influences, perfectly suited to historically-themed or classic public spaces.

The shelters feature a hip roof with standing-seam roofing with either an open leg design or a variety of options in shade and weather screening.

The amenities in this collection are excellent stand-alone pieces for such sites as malls, parks, garden settings and plazas, and include curved steel-slat trash receptacles with lids and matching ash urns. The benches are constructed of steel slats either horizontally or curved vertically, and provide a distinguished profile and very comfortable seating.






HERITAGE 10' SHELTER CANOPY - HE10

HE




HERITAGE 10' SHELTER WITH BACK SCREEN - HE10BS





HERITAGE 12' SHELTER WITH GLASS - HE12BS-GL
SHOWN WITH 6' OASIS BENCH WITH VANDAL BARS [OASB6-2VB]

HE



HERITAGE 12' SHELTER WITH BACK SCREEN - HE12BS
SHOWN WITH 6' OASIS BENCH WITH VANDAL BARS [OASB6-2VB]

HE



HERITAGE 6' CURVED SLAT BENCH WITH BACK AND ARMS - HEBA6V
INSET SHOWS OPTIONAL MIDDLE ARM/VANDAL BAR • OTHER LENGTHS AVAILABLE





HERITAGE




HERITAGE 6' HORIZONTAL SLAT BENCH WITH BACK AND ARMS - HEBA6H
MIDDLE ARM/VANDAL BAR AND OTHER LENGTHS AVAILABLE





HERITAGE 30 GAL CURVED SLAT TRASH RECEPTACLE - HETR30





HERITAGE CURVED SLAT ASH URN WITH 8" TRAY - HEAU8

